

EA 105 - Socket

Datasheet



Description

The EA 105 socket has single faston 5 mm to allow front connection on the socket.

The EA105 AF or BF socket is equipped with wire locking spring mechanism. Hexagonal plastic keys and round plastic plugs are provided for relay type coding, but not inserted. Keying can be provided as an option with matching relay keying.

The EA 105 AF socket is suitable for all A relays and modules.
The EA 105 BF socket is suitable for all B relays and modules.

Application

The EA 105 socket is designed for surface mount of relays and modules with single faston connection and provide optional 35 mm rail mount accessory.

Features

- Front connection, with single faston
- No internal soldering / connections
- For surface or optional 35 mm rail mount
- Wire locking spring
- EA 105 AF suitable for all A relays and modules (A 400, AK, AM, AG, TALOR, TAC)
- EA 105 BF suitable for all B relays (B 400, BK, BM, BG, TBBU)
- -40 °C...+80 °C operating temperature

Benefits

- Proven reliable
- Long life cycle
- Easy to maintain and replace
- Low life cycle cost
- No maintenance

Railway compliancy

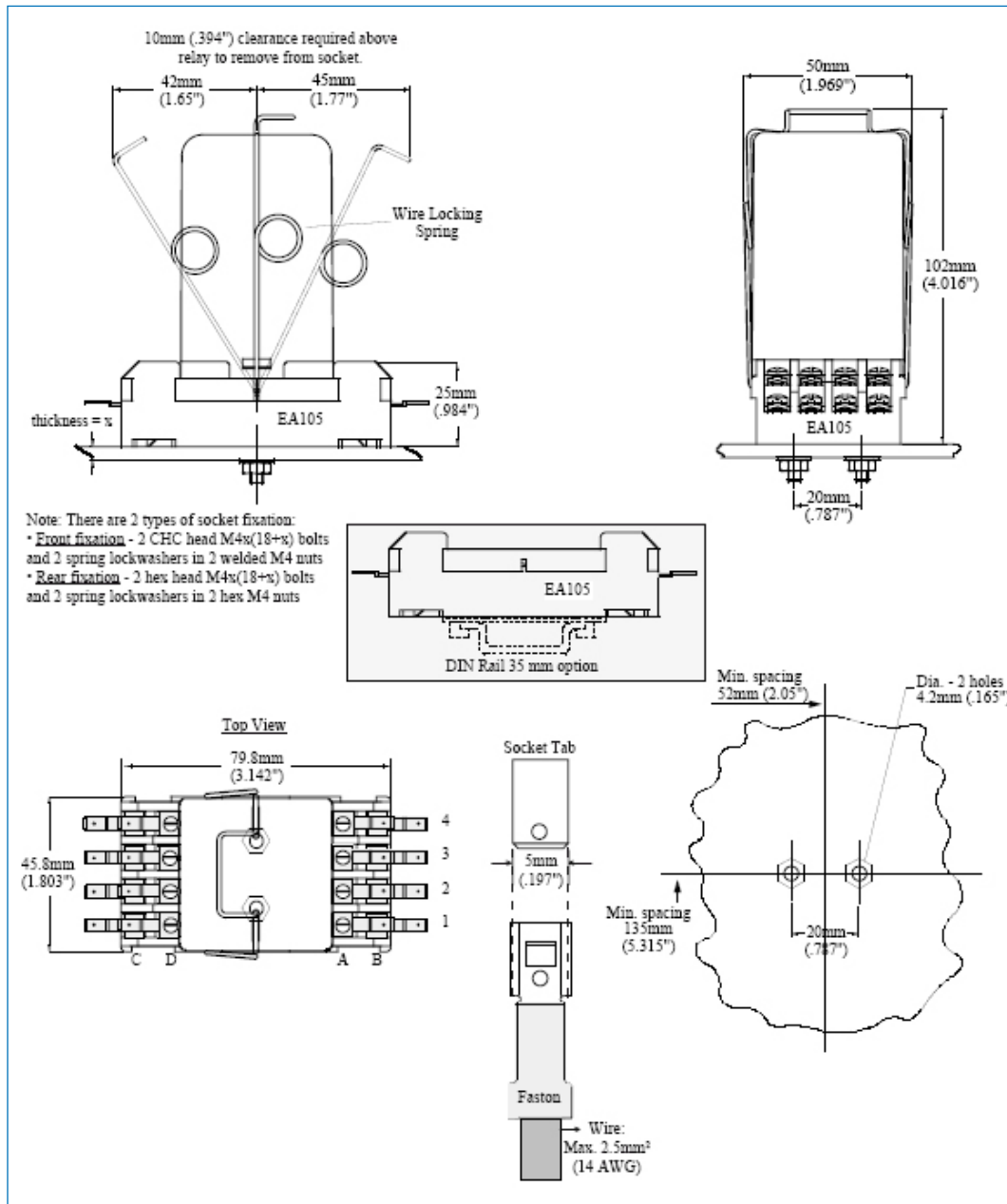
- NF F 62-002 Rolling stock - Instantaneous relay contacts and sockets
- NF F 16-101/102 Fire behaviour - Railway rolling stock



EA 105 socket

Technical specifications

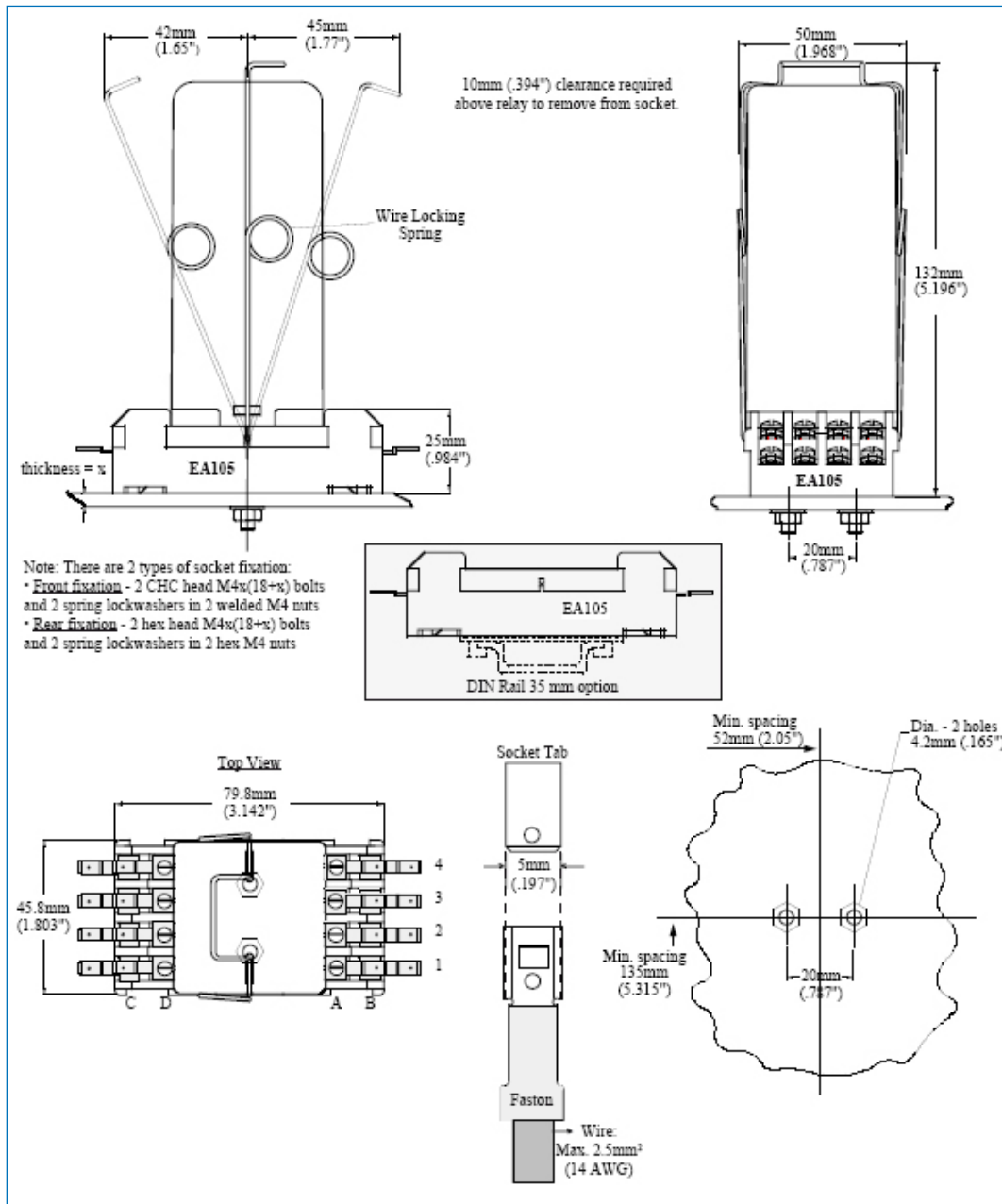
Dimensions (mm) EA 105 AF



EA 105 socket

Technical specifications

Dimensions (mm) EA 105 BF



EA 105 socket

Technical specifications

Keying explanation

Socket (top view) keyed for BG (72 VDC)

Round plug Hexagonal key (typical)

Hexagonal plastic key

Round plastic plug

·empty molded re-cesses are filled up by pressing 2 round plastic plugs)

Keying of relay to socket is accomplished by pressing 2 hexagonal keys and 2 round plugs into molded-in recesses on the socket. Relay keying is done in factory.

Insert keys that arrows point to the correct keying letters on socket - see example shown. Faston socket EA 104 shown.

Screw type socket EA 103, front single faston EA 105 and double Faston EA 102 are keyed similarly.

Mechanical characteristics

Weight	65 g
--------	------



EA 105 socket

Spare parts

Spare parts & part numbers

			
926853	431906654	C927210	414928005
			
414905678	906364 212903020		

Parts only for sockets

926853	Wire locking spring for A
431906654	Wire locking spring for B
C927210	Screw for terminals
414928005	Round plastic plugs

Parts for relays and sockets

414905678	Hexagonal plastic keys
-----------	------------------------

Parts for relays

906364 212903020	Lock pins assy, 2 screws
------------------	--------------------------



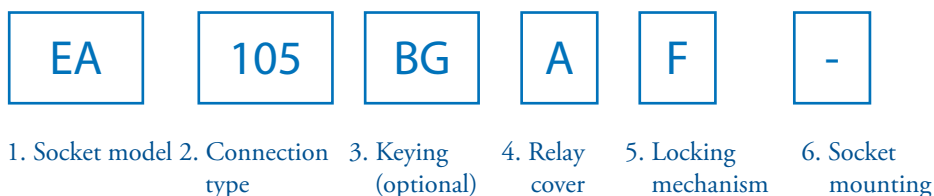
EA 105 socket

Notes



EA 105 socket

Ordering scheme



This example represents a **EA 105 BG AF**

Description: EA 105 BG AF socket for A 400 relay, U_{nom} : 72 VDC, keying BG, with wire locking spring for surface mounting

1. Socket model

EA

2. Connection type

105	Front with faston terminals
-----	-----------------------------

3. Keying (optional)

Refer to relay keying example A 400 72 BG	
BG	72 VDC

4. Relay cover

A	A type relays and modules
B	B type relays and modules

5. Locking mechanism

F	Wire locking spring
---	---------------------

6. Socket mounting

-	Surface mount
D	35 mm rail mount





Mors Smitt France SAS

Tour Rosny 2, Avenue du Général de Gaulle,
F - 93118 Rosny-sous-Bois Cedex, FRANCE
T +33 (0)1 4812 1440, F +33 (0)1 4855 9001
E sales@msrelais.com

Mors Smitt Asia Ltd.

807, Billion Trade Centre, 31 Hung To Road
Kwun Tong, Kowloon, HONG KONG SAR
T +852 2343 5555, F +852 2343 6555
E info@morssmitt.hk

Mors Smitt B.V.

Vrieslantlaan 6, 3526 AA Utrecht,
NETHERLANDS
T +31 (0)30 288 1311, F +31 (0)30 289 8816
E sales@nieaf-smitt.nl

Mors Smitt Technologies Inc.

420 Sackett Point Road
North Haven, CT 06473, USA
T +1 (203) 287 8858, F +1 (888) 287 8852
E mstechnologies@msrelais.com

Mors Smitt UK Ltd.

Doulton Road, Cradley Heath
West Midlands, B64 5QB, UK
T +44 (0)1384 567 755, F +44 (0)1384 567 710
E info@morssmitt.co.uk